

KBL ONE – Own the New Experience

User Manual

Table of contents

- 1. Introduction 2
- 2. User Registration for Internet Banking 2
 - 2.1 User registration prerequisites 2
 - 2.2 User Registration Process 2

1. Introduction

The Corporate Internet Banking Corporate User Manual demonstrates the step-by-step use of Corporate Banking Application for the Corporate Users.

2. User Registration for Internet Banking

Once the corporate gets registered for Internet Banking, a mail will be sent to each user as per the constitution provided by the corporate.

2.1 User registration prerequisites

- Customer Code
- Mobile Number

Individual user gets an email to the email id provided.

2.2 User Registration Process

KBL Internet Banking Activation



Welcome to the Internet Banking.

Please click on the below link to activate your Internet Banking.

<https://kblut.ktkbank.co.in/OMNIIB/inet/userregister?param=00EA8BF2-F58D-0F2B-E063-43D110AC0FE9>

Note:Activation link will be valid for 2 days only.

After activation, please use the below link to login to Internet Banking for the future use.

<https://kblone.ktkbank.com/ktk/netbanking/index.html>

This is an auto-generated mail. Do not reply to this email.

In case of expiry of the activation link, please visit your home branch for re-activation.

In case of any clarification, reach us at customerrelations@ktkbank.com

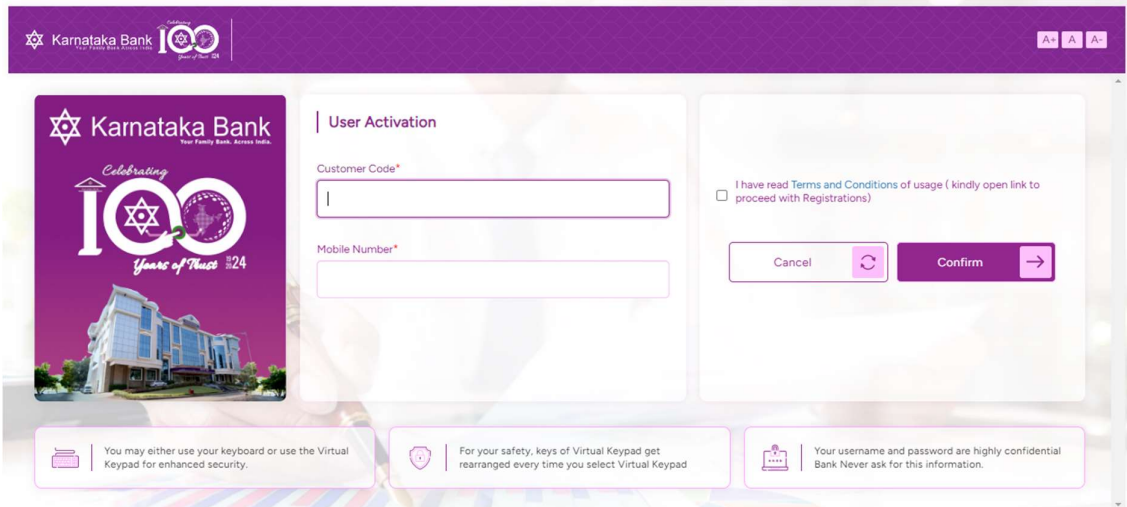
Warm Regards

Karnataka Bank

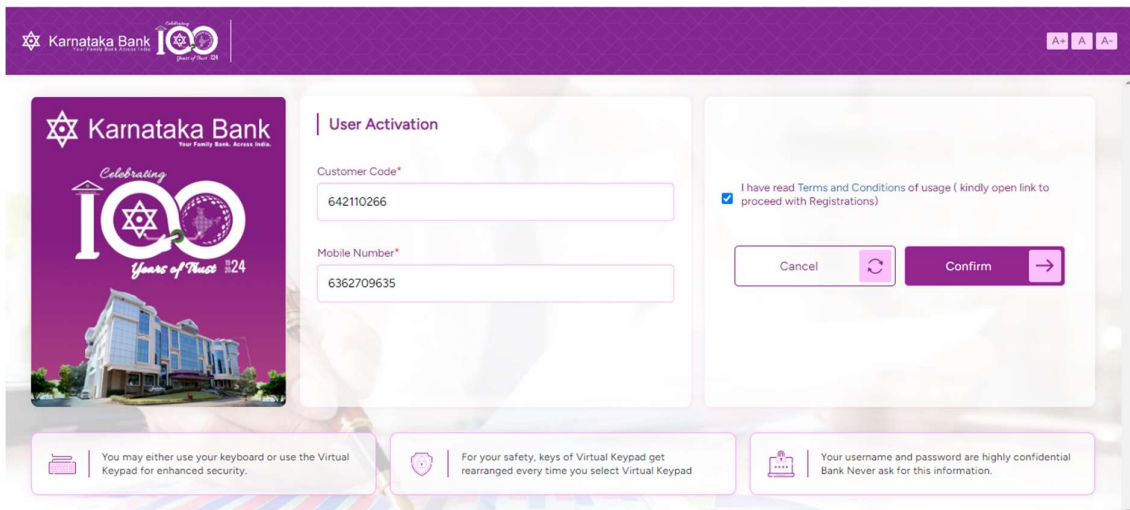
DISCLAIMER:

Information contained and transmitted by this E-mail is proprietary to Karnataka Bank Ltd., and is intended for use only by the individual or entity to

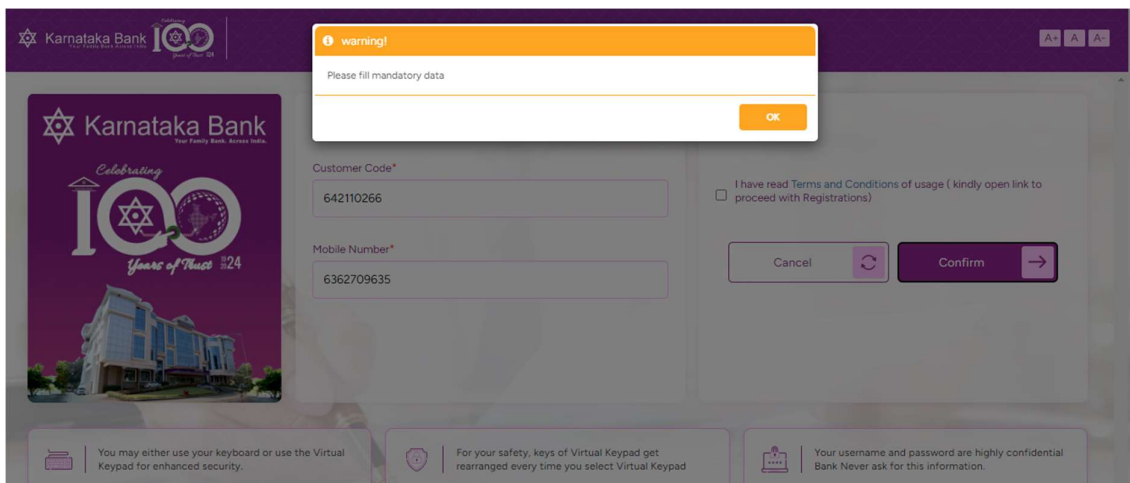
Click on the link provided in the email to Activate User Registration



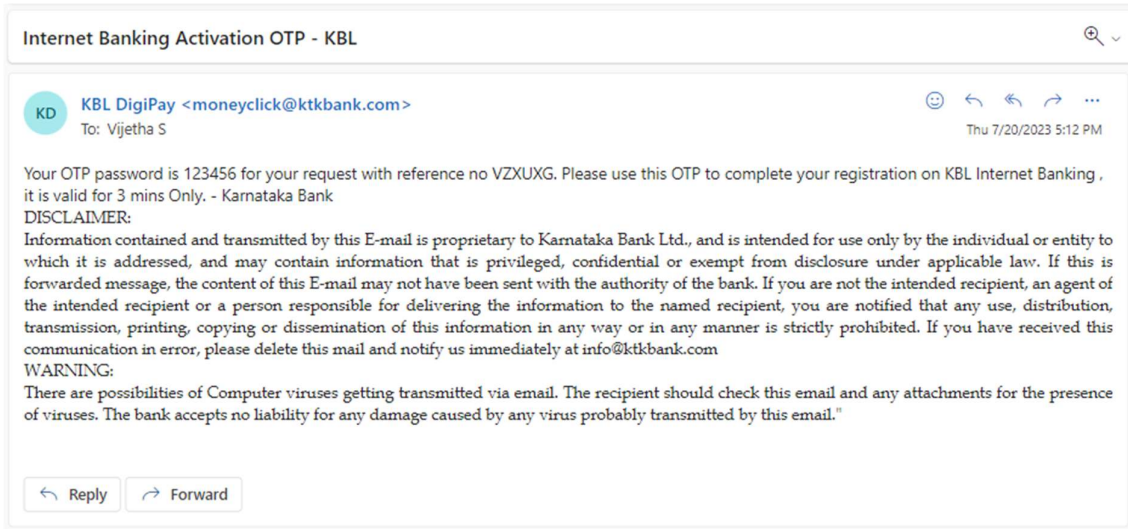
Enter Customer Code & Mobile Number click on Terms & conditions to accept.



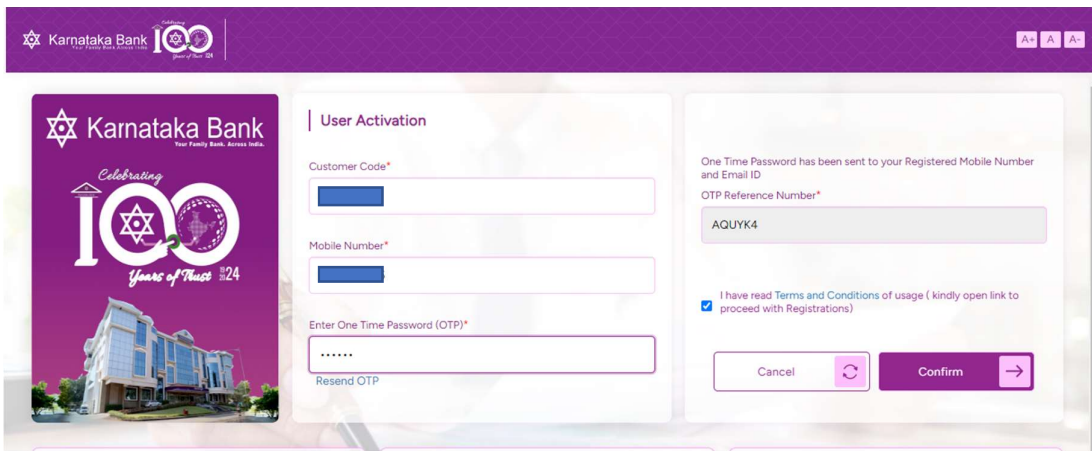
If user proceeds without accepting terms & Conditions, then a message will popup informing the user to accept.



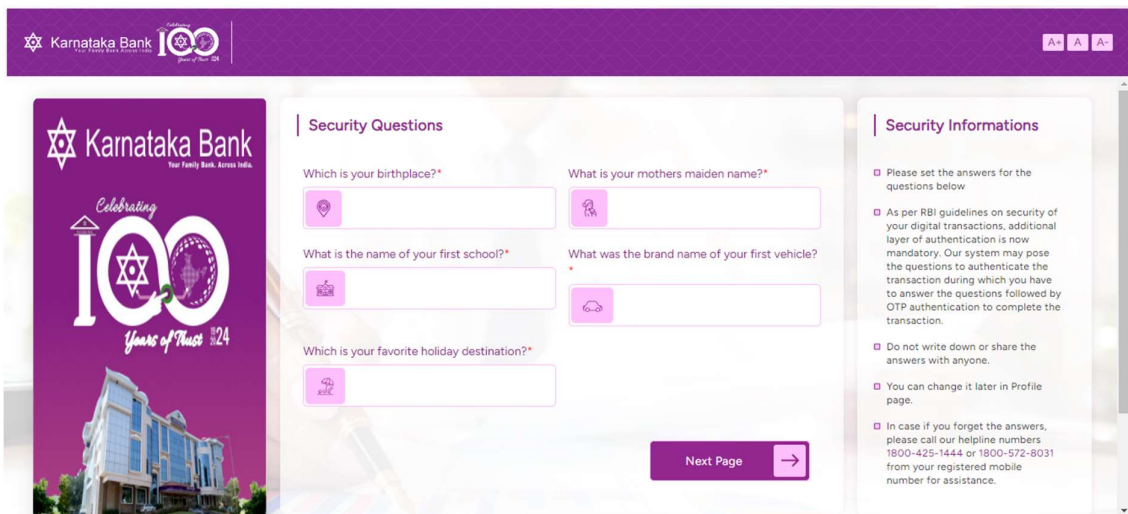
After the clicking Confirm button, OTP will be sent to users registered email id & mobile no.




Enter the OTP and click on Confirm button.




User will be prompted to enter security questions as below.



Enter the Security Questions & proceed

Karnataka Bank  A+ A A-



Security Questions

Which is your birthplace?*

What is your mothers maiden name?*

What is the name of your first school?*

What was the brand name of your first vehicle?*


Which is your favorite holiday destination?*


[Next Page](#) →

Security Informations

- ❑ Please set the answers for the questions below
- ❑ As per RBI guidelines on security of your digital transactions, additional layer of authentication is now mandatory. Our system may pose the questions to authenticate the transaction during which you have to answer the questions followed by OTP authentication to complete the transaction.
- ❑ Do not write down or share the answers with anyone.
- ❑ You can change it later in Profile page.
- ❑ In case if you forget the answers, please call our helpline numbers 1800-425-1444 or 1800-572-8031 from your registered mobile number for assistance.


User will be prompted to enter Login Password, Transaction Password, Security Phrase. User also needs to select image.

Karnataka Bank  A+ A A-



User Activation

Preferred Username*

Security Phrase* [Select Image](#) 


Enter New Login Password*


Confirm New Login password*


Enter New Transaction Password*

Confirm new transaction password*




- Atleast 8 characters in Length.
- Does not contain all or part of Username.
- Contain atleast 1 English lowercase characters (a to z).
- Contain atleast 1 English uppercase characters (A to Z).
- Contain 1 Numeric character.

[Cancel](#)  [Confirm](#) →


Karnataka Bank  A+ A A-






Select Security Image and Set Security Phrase


Selected Security Image



[Close](#) 
[Reset](#) 
[Set](#) →

Karnataka Bank  A+ A A-



User Activation

Preferred Username* Security Phrase* [Change Image](#) 

Enter New Login Password* Confirm New Login password*

Enter New Transaction Password* Confirm new transaction password*

- Atleast 8 characters in Length.
- Does not contain all or part of Username.
- Contain atleast 1 English lowercase characters (a to z).
- Contain atleast 1 English uppercase characters (A to Z).
- Contain 1 Numeric character.

[Cancel](#)  [Confirm](#) 

Click on Confirm button

User Activation Successful.

