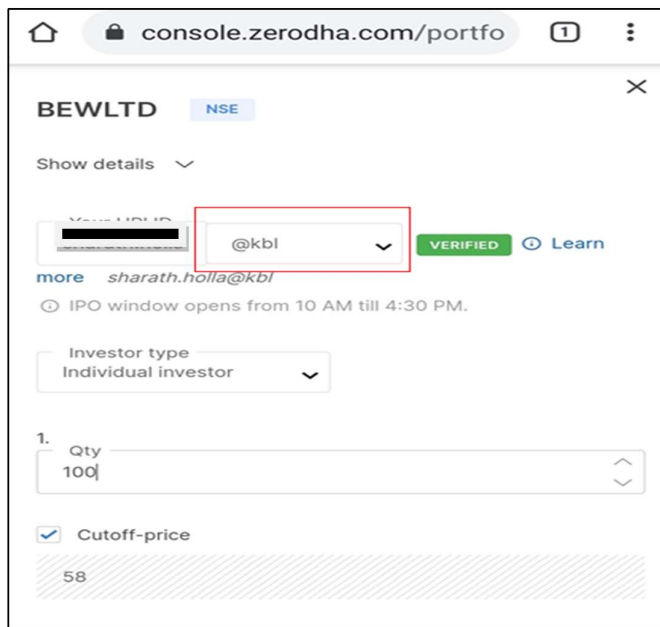


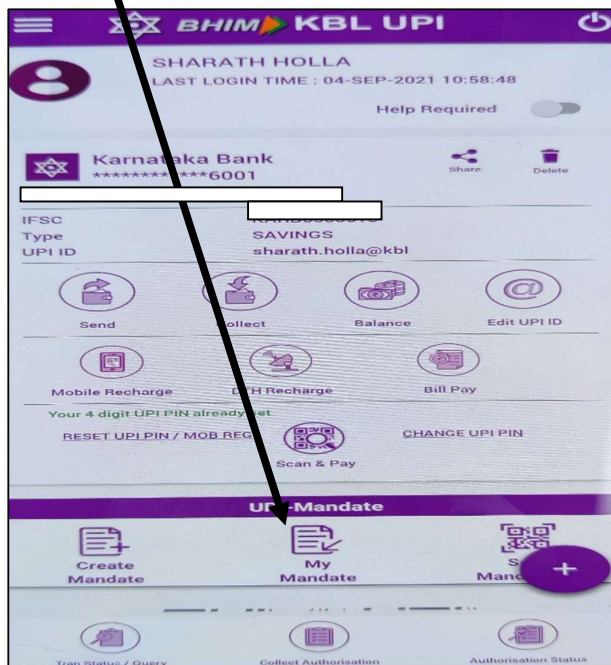
Detailed procedure of how to apply IPO using KBL BHIM UPI

1. Customer can apply for IPO using our Bank's UPI Handler.

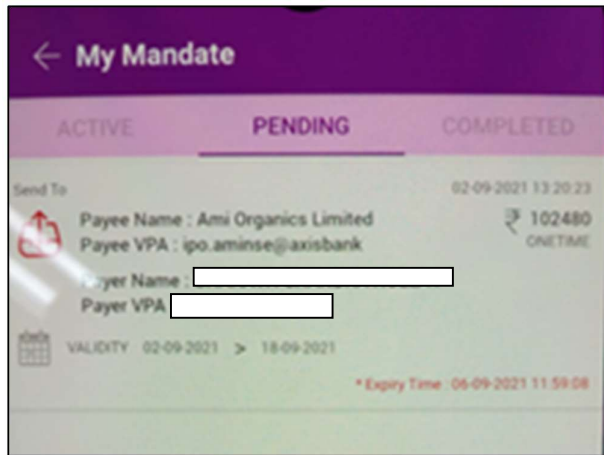
@kbl



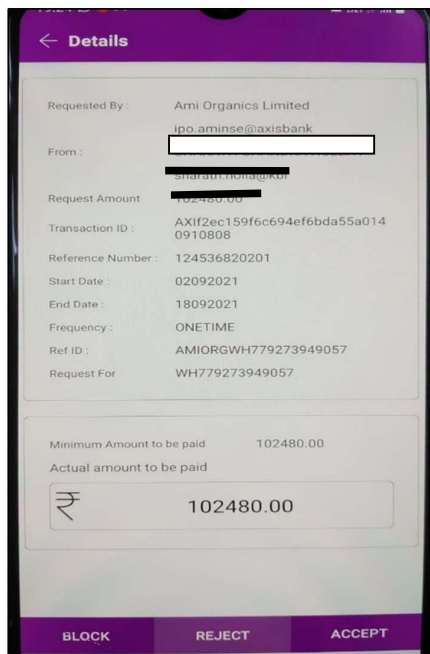
2. The Mandate Request will be sent to BHIM KBL UPI app. Customer has to select My mandate option in the Home Page



3. The Pending Mandates will be listed



4. On selecting the Pending Mandate, the customer has to verify the details

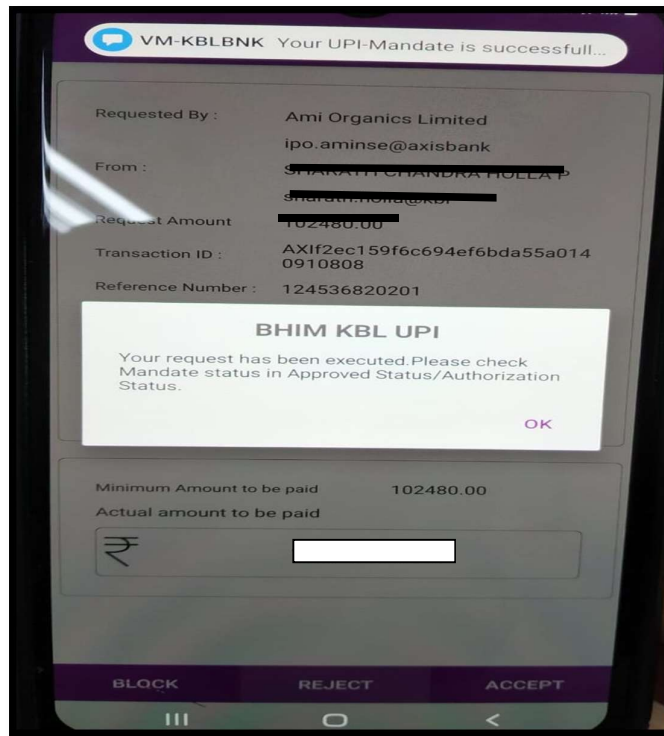


5. On submission

Customer needs to enter the UPI PIN

Success message is displayed and the SMS alert is received

6. Lien is marked for the Amount in the Customers account



Now, your BHIM KBL UPI application is made it easy for you. All you need to have is Virtual Payment Address (VPA) for applying IPO.

Generate the Virtual Payment Address (VPA) in just 3 easy steps.

1. Download BHIM KBL UPI App and Register for the application.
2. Set 4 digit UPI PIN using your Debit Card credentials
3. Create Virtual Payment Address (VPA) xyz@kbl of your choice.

Now, you all set to apply for IPO using Virtual Payment Address. Just use the VPA while applying for IPO.